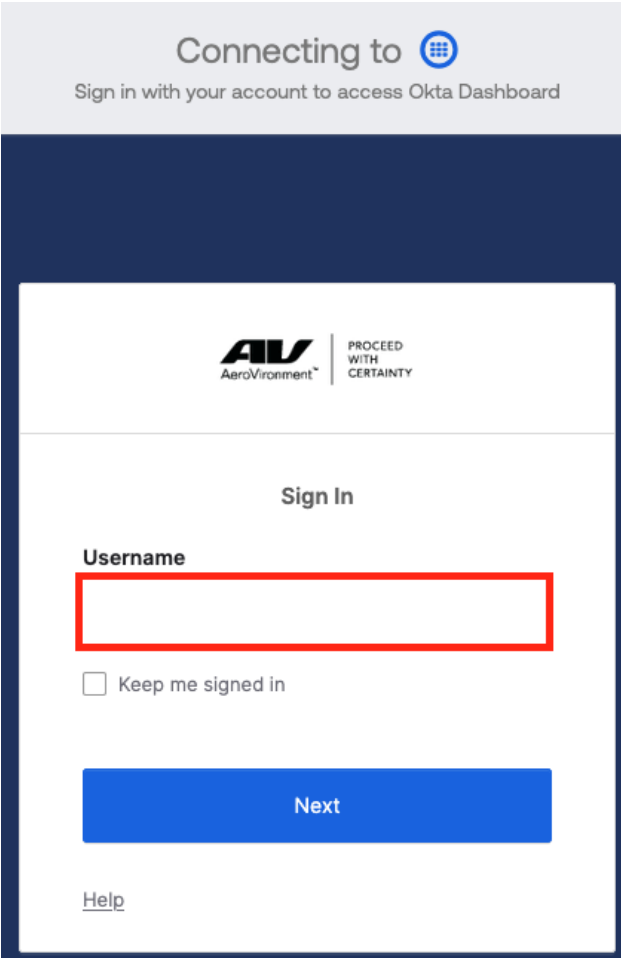



## 1. Overview

In this tutorial, you'll learn how to reset your password and set up MFA for your avinc.com account.

## 2. Sign into AeroVironment Okta

- Open a web browser and go to the AeroVironment Okta <https://avinc.okta.com>



Connecting to   
Sign in with your account to access Okta Dashboard

**AV** | PROCEED WITH CERTAINTY  
AeroVironment™

Sign In

Username

Keep me signed in

Next

[Help](#)

- Enter your newly created AeroVironment email address and Temporary password

- It is recommended to Create a strong, 16-character or more passphrase using a memorable phrase, like 'Sunny4HillsBloomWithJoy!', remember to include special character and a number.



Your AeroVironment Inc password has expired

Ⓜ [redacted]@avinc.com

Password requirements:

- At least 16 characters
- A lowercase letter
- An uppercase letter
- A number
- A symbol
- No parts of your username
- Password can't be the same as your last 24 passwords
- At least 1 day(s) must have elapsed since you last changed your password

New password

Re-enter password

Change Password

[Back to sign in](#)

### 3. Enroll for OKTA MFA

Take the time to enroll in MFA, All Employees should be utilizing OKTA Verify, this is our approved enrollment authentication method

- Okta Verify



---

#### Set up security methods

 @avinc.com

Security methods help protect your AeroVironment Inc account by ensuring only you have access.

#### Required now

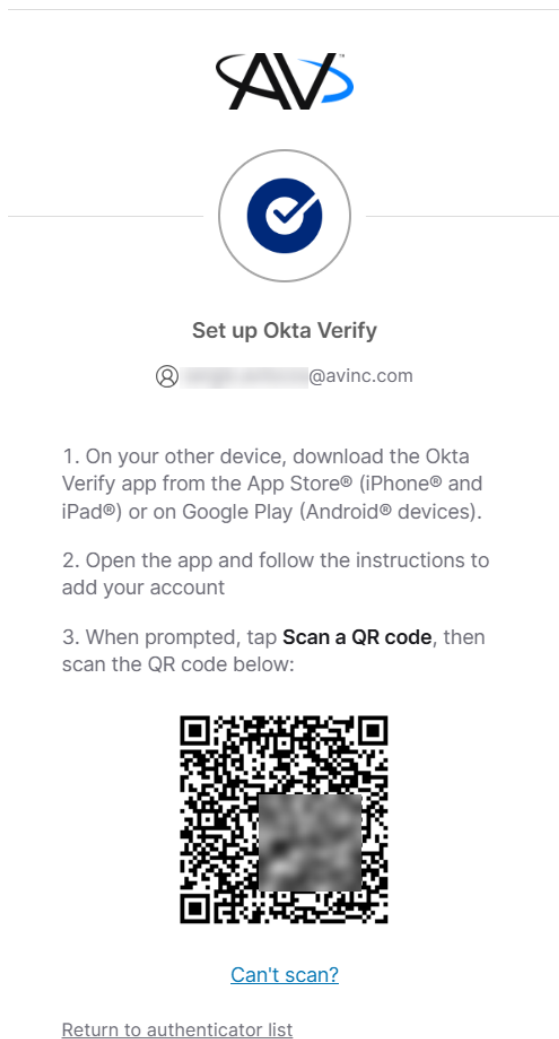


#### Okta Verify

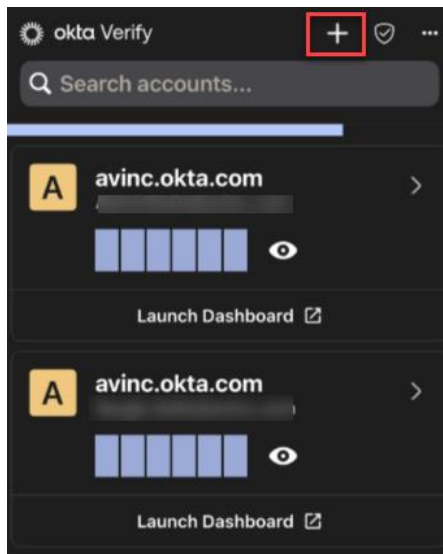
Okta Verify is an authenticator app, installed on your phone or computer, used to prove your identity

[Set up](#)

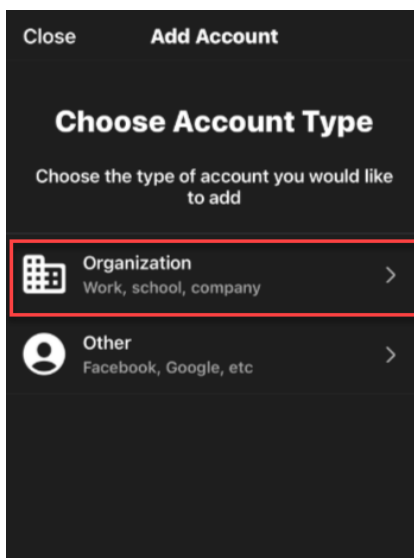
- You will see the following screen to set up OKTA Verify on your mobile device.



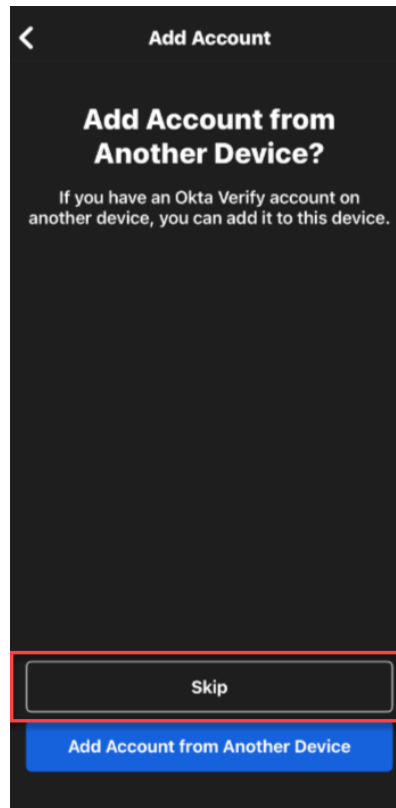
- On your mobile device, open OKTA Verify and click on the '+' sign on the top right corner.



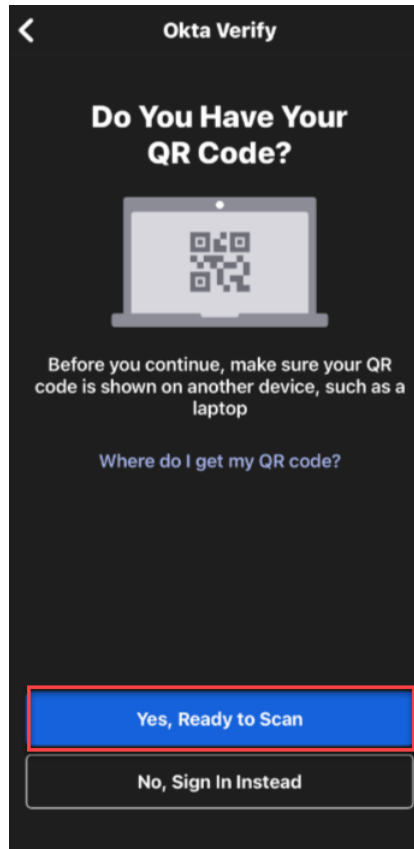
- When choosing an account type, please select 'Organization'



- If prompted to 'Add account from another device' please select 'Skip'



- When prompted if you have a 'QR Code'. Please select 'Yes, Ready to Scan'.



- After making the selection, your camera will open and you will be able to scan the QR Code that should still be in your browser. *NOTE: we are unable to show this step.*
- You should now see that you have successfully enrolled in the BlueHalo OKTA Verify MFA.

#### **4. Your AV account set up is now complete.**

- The account is currently a shell account, until the migration is complete
- Email will be migrated according to plan on October 2<sup>nd</sup>, 2025.